



**Partners :**

**CA. R. JANAKIRAMAN** B.Com, FCA  
**CA. J. CHANDRASEKARAN** B.Sc, FCA  
**CA. C. GEETHA** B.Com, AICWA, FCA, DISA, CISA, CISM  
**CA. K. CHANDRA MOULI** B.Sc, FCA, MS.MBIM(UK), DISA, CISA

**CA. C. SHANMUKHAM** B.Com, FCA  
**CA. B. CHANDRAN** B.Com, FCA  
**CA. T.V.V. NARAYANAN** B.Com, FCA, DISA

The Chairman  
Governing Council  
Centre for Wind Energy Technology  
Chennai – 600 100

**INDEPENDENT AUDITORS' REPORT**

Sir,

We have audited the attached financial statements of Centre for Wind Energy Technology (C-WET), Velachery – Tambaram, Pallikaranai, Chennai, which comprise the Balance sheet as at 31.03.2014, the Income & Expenditure Account and the Receipts and Payments Account for the year then ended and a summary of significant accounting policies and other explanatory information.

**Management's Responsibility:**

C-WETs' Management is responsible for the preparation of these financial statements that give a true and fair view of the financial position, financial performance and cash flows of the C-WET in accordance with the Accounting Standards issued by the institute of chartered accountants of India. This responsibility includes the design, implementation and maintenance of internal controls relevant to the preparation and presentation of the financial statements that give a true and fair view and are free from material misstatement, whether due to fraud or error.

**Auditors' Responsibility:**

Our responsibility is to express an opinion on these financial statements based on our audit. We conducted our audit in accordance with the Standards on auditing issued by the Institute of chartered Accountants of India. Those standards require that we comply with the ethical requirements and plan and perform the audit to obtain reasonable assurance about whether the financial statements are free from material misstatements.

An audit involves performing procedures to obtain audit evidence about the amounts and the disclosures in the financial statements. The procedures selected depend on the auditor's judgment, including the assessment of the risks of material misstatement of the financial statements, whether due to fraud or error. In making those risk assessments, the auditor considers internal control relevant to C-WETs' preparation and fair presentation of the financial statements in order to design audit procedures that are appropriate in the circumstances, but not for the purpose of expressing an opinion on the effectiveness of the C-WETs' internal control. An audit also includes evaluating the appropriateness of the accounting policies used and reasonableness of the accounting estimates made by the management, as well as evaluating the overall presentation of financial statements. We believe that the audit evidence we have obtained is sufficient and appropriate to provide a basis for our audit opinion.



**Opinion:**

- a) In our opinion and to the best of our information and according to the explanations given to us, the aforesaid financial statements, including the Balance Sheet, Income & Expenditure Account and Receipts and Payments Account dealt with by this report read together with schedules, accounting policies and notes thereon give a true and fair view in conformity with the accounting principles generally accepted in India:
- i. in the case of Balance Sheet, of the state of affairs of the above mentioned Centre as at 31st March, 2014;
  - ii. in the case of Income & Expenditure account of the Excess of Income over expenditure of this Centre for the year ended on that date; and
  - iii. in the case of Receipts and payments Account of the Receipts and Payments of this Centre for the year ended on that date.

**Report on Other Legal and Regulatory Requirements**

We report that:

- a) We have obtained all information and explanations which to the best of our knowledge and belief were necessary for the purpose of our audit;
- b) In our opinion, proper books of account have been kept by the above mentioned Centre so far as appears from our examination of the books;
- c) The Balance Sheet, Income & Expenditure Account and Receipts and Payments Account referred to in this report are in agreement with the books of accounts;
- d) In our opinion the Balance Sheet, Income and Expenditure Account and Receipts and Payments Account dealt with by this report are prepared in accordance with the applicable Accounting Standards issued by the Institute of Chartered Accountants of India.

FOR R.JANAKIRAMAN & CO  
CHARTERED ACCOUNTANTS  
FRN: 001263S



J.Chandrasekaran.  
PARTNER  
M.NO.027861

Place: CHENNAI  
Date: 12 SEP 2014

R.JANAKIRAMAN & Co.  
Chartered Accountants  
New No.6, Old No.43,  
Maharaja Surya Road,  
Alwarpet, Chennai - 600 018

**CENTRE FOR WIND ENERGY TECHNOLOGY**  
(An Autonomous R&D Institution under MNRE, Government of India)  
Chennai - 600 100


**BALANCE SHEET AS AT 31ST MARCH, 2014**


(Amount in Rs.)

FUND AND LIABILITIES	Schedule	31st March, 2014	31st March, 2013
CAPITAL ASSET FUND	1	29,06,88,615	20,90,98,061
RESERVES AND SURPLUS	2	36,13,16,521	32,51,33,682
CURRENT LIABILITIES AND PROVISIONS	3	17,81,38,165	16,28,62,440
<b>TOTAL</b>		<b>83,01,43,301</b>	<b>69,70,94,183</b>
<b>ASSETS</b>			
FIXED ASSETS			
(a) Created out of Central Governments Grants	4	28,80,39,813	20,86,19,323
(b) Out of Internal Generation Grants		26,48,802	4,78,738
CURRENT ASSETS, LOANS AND ADVANCES	5	53,94,54,686	48,79,96,122
<b>TOTAL</b>		<b>83,01,43,301</b>	<b>69,70,94,183</b>
SIGNIFICANT ACCOUNTING POLICIES	13		
NOTES ON ACCOUNTS	14		

For Centre for Wind Energy Technology

As per our Report attached  
for R. Janakiraman & Co.,  
Chartered Accountants  
Firm Regn No.001263S

  
D. Lakshmanan  
General Manager (F&A)

  
Dr S. Gomathinayagam  
Executive Director

  
President/Chairman

J. Chandrasekaran  
Partner  
Membership No.027861

**R. JANAKIRAMAN & Co.**  
Chartered Accountants  
New No.6, Old No.43,  
Maharaja Surya Road,  
Alwarpet, Chennai - 600 019

**CENTRE FOR WIND ENERGY TECHNOLOGY**  
(An Autonomous R&D Institution under MNRE, Government of India)

Chennai - 600 100

**INCOME AND EXPENDITURE ACCOUNT FOR THE YEAR ENDED 31ST MARCH, 2014**

(Amount in Rs.)

INCOME	Schedule	31st March, 2014	31st March, 2013
Income from Scientific & Technical Consultancy Services	6	6,60,88,636	7,45,17,497
Income from publication	7	24,19,350	23,79,000
Interest Earned	8	2,45,20,172	2,46,65,951
Other Income	9	1,95,97,767	1,51,08,568
Grants from Government of India allocated for Revenue expenditure during the year	3.1	3,42,30,629	3,07,80,953
Grants from Government of India allocated for In house expenditure during the year	3.1	16,31,39,611	3,80,65,037
Closing stock		19,88,407	22,23,276
<b>TOTAL (A)</b>		<b>31,19,84,572</b>	<b>18,77,40,282</b>
<b>EXPENDITURE</b>			
Opening stock		22,23,276	16,12,384
Establishment Expenses	10	3,30,12,710	2,85,38,450
Other Administrative Expenses	11	7,45,47,988	5,26,38,714
In house project expenditure		16,31,39,611	3,80,65,037
<b>TOTAL (B)</b>		<b>27,29,23,585</b>	<b>12,08,54,585</b>
Balance being excess of Income over Expenditure (A-B)		3,90,60,987	6,68,85,697
Prior period adjustment	12		-6,254
Transfer to Capital Asset Fund	4	28,78,148	6,45,660
<b>BALANCE BEING SURPLUS TRANSFERRED TO GENERAL RESERVE FUND</b>		<b>3,61,82,839</b>	<b>6,62,46,291</b>
SIGNIFICANT ACCOUNTING POLICIES	13		
NOTES ON ACCOUNTS	14		

For Centre for Wind Energy Technology

As per our Report attached  
for R. Janakiraman & Co.,  
Chartered Accountants  
Firm Regn No.001263S

  
D. Lakshmanan  
General Manager (F&A)

  
Dr S. Gomathinayagam  
Executive Director

  
President/Chairman

  
J. Chandrasekaran  
Partner  
Membership No.027861

**R. JANAKIRAMAN & Co.**  
Chartered Accountants  
New No.6, Old No.43,  
Maharaja Surya Road,  
Alwarpet, Chennai - 600 018

**CENTRE FOR WIND**  
(An Autonomous R&D Institution under Ministry of  
Chennai  
**RECEIPTS AND PAYMENTS ACCOUNT**

(Amount in Rs.)

RECEIPTS	31st March, 2014	31st March, 2013
<b>I. Opening Balances</b>		
(a) Cheques in hand		3,05,397
(b) Bank balances		
i) In Current Account	22,52,216	96,16,883
ii) In Savings Bank Account	3,23,07,636	3,96,79,366
iii) In Deposit Accounts	36,00,00,000	27,00,00,000
(c) Stamps in hand	2,472	622
	<b>39,45,62,323</b>	<b>31,96,02,268</b>
<b>II. Grants Received</b>		
(a) From Government of India	14,00,00,000	20,00,00,001
(b) Sale of Fixed Assets	(74,740)	9,78,687
(c) From Government of India for execution various projects/General Reserve	2,37,02,711	(1,52,35,748)
(d) From Government of India for SRRA Project	21,75,00,000	2,00,00,000
<b>III. Income on Investments</b>		
<b>IV. Interest Received</b>		
(a) On Bank deposits	2,45,25,660	2,59,29,469
(b) On Bank deposits SRRA	23,22,317	16,15,138
<b>V. Other Income</b>		
(a) Fees for services	4,00,26,648	5,00,32,171
(b) Income from publications	1,43,365	2,28,450
(c) Energy receipts	4,84,11,746	2,56,67,241
(d) Misc. Income (including SRRA Income)	62,32,627	1,66,72,393
<b>VI. Amount borrowed</b>		
<b>VII. Any other receipts</b>		
(a) Fees received in advance on Consultancy projects	8,39,10,250	3,45,39,950
(b) Security deposit received	25,73,932	92,72,247
(c) Security deposit received SRRA	39,300	
(d) Earnest money deposit received	45,18,000	76,57,000
(e) Earnest money deposit received SRRA	9,26,580	80,000
(f) Service tax realised	93,19,538	51,61,294
(g) Service tax realised SRRA	1,77,798	1,20,647
(h) TDS to be remitted (Including SRRA)	5,66,463	3,62,912
(i) Advances and Deposits - CFA	2,73,489	53,96,268
(j) Advances and Deposits - SRRA		5,37,644
(k) Advances and Deposits - IE	17,37,032	
(l) Receivable from Debtors/other payments	3,39,79,131	
(m) Performance Guarantee	86,789	
	<b>64,08,98,636</b>	<b>38,90,15,764</b>
<b>TOTAL</b>	<b>1,03,54,60,959</b>	<b>70,86,18,033</b>

  
GENERAL MANAGER (F & A)

  
EXECUTIVE DIRECTOR



**ENERGY TECHNOLOGY**

New &amp; Renewable Energy, Government of India)


600 100

FOR THE YEAR ENDED 31ST MARCH, 2014

(Amount in Rs.)

PAYMENTS	31st March, 2014	31st March, 2013
<b>I. Expenses</b>		
(a) Employee related Expenses	3,49,28,684	2,82,90,511
(b) Administrative Expenses	4,94,80,985	3,09,60,411
<b>II. Payments made against funds for various projects</b>		
<b>Out of CFA</b>		
(a) In house R&D project expenses	13,53,05,781	6,85,90,954
(b) Seminar & Information dissemination	10,58,030	17,84,708
(c) Accreditation fee	59,243	61,822
<b>Out of Grants for projects</b>		
(a) WRA Lakshadweep	1,50,600	
(b) Wind Profile Measurement - Dhanushkodi	1,46,55,134	7,72,890
(c) WRA Kargil		3,52,283
(d) Wind Shear Assessment expenses 120Mast	52,80,774	8,66,663
(e) North-Eastern Project 2006-07	16,15,397	1,91,785
(f) Study on Uncovered / New areas (2003-04 to 2010-11)	1,21,38,358	1,26,77,200
(g) Wind forecasting		9,99,122
(h) Solar Radiation Resource Assessment	1,29,19,381	2,17,34,331
<b>III. Investment and Deposits made</b>		
<b>IV. Expenditure on Fixed assets &amp; Capital Work-in-Progress</b>		
(a) Purchase of Fixed assets (CFA)	1,49,69,141	2,86,51,399
(b) Purchase of Fixed assets (Internal Generation)	28,78,148	6,45,660
(c) Expenditure on Capital Work-in-progress	(23,21,263)	24,64,564
(d) Advance on capital account (including imports) CFA	92,12,247	98,533
(e) Advance on capital account (including imports) IE	24,227	
(f) Purchase of Fixed assets (SRRA)	11,66,18,345	
<b>V. Refund of Surplus Money</b>		
(a) Balance of Grants-in-aid to Government of India		2,20,300
<b>VI. Other Payments</b>		
(a) Refund of Security deposits	56,59,683	56,83,307
(b) Refund of Security deposits SRRA	49,100	
(c) Refund of Earnest Money Deposits	17,33,000	1,51,14,500
(d) Refund of Earnest Money Deposits SRRA	20,000	60,000
(e) Expenditure on Consultancy Projects	3,17,46,458	2,22,79,787
(f) Advance & Deposits - CFA	14,54,400	1,90,12,860
(g) Advance & Deposits - SRRA	2,65,00,045	
(h) Advance & Deposits - IE	14,83,580	
(i) Payment of TDS	3,29,612	6,75,952
(j) Service tax remittances	93,19,538	50,72,722
(k) Service tax remittances SRRA	1,77,798	1,05,061
(l) Receivable from Debtors/other payments	59,88,922	(45,34,035)
(m) Festival advance paid	(7,500)	16,125
(n) Transfer of fees received in advance	4,37,78,482	5,12,06,295
<b>VII. Closing Balances</b>		
(a) Cheques in hand		7,234
(b) Bank Balances		
i) In Current Account	19,11,291	22,52,216
ii) In Savings Bank Account	13,63,33,440	3,23,00,402
iii) In Deposit Accounts	36,00,00,000	36,00,00,000
(c) Stamps in hand	9,899	2,472
<b>TOTAL</b>	<b>1,03,54,60,959</b>	<b>70,86,18,033</b>

For Centre for Wind Energy Technology

As per our Report attached  
for R. Janakiraman & Co.,  
Chartered Accountants  
Firm Regn No.001263S


D. Lakshmanan  
General Manager (F&A)



Dr S. Gomathinayagam  
Executive Director



President/Chairman



J. Chandrasekaran  
Partner  
Membership No.027861  
**R. JANAKIRAMAN & Co.**  
Chartered Accountants  
New No.6, Old No.43,  
Maharaja Surya Road,  
Alwarpet, Chennai - 600 018

**CENTRE FOR WIND ENERGY TECHNOLOGY**  
 (An Autonomous R&D Institution under MNRE, Government of India)  
 Chennai - 600 100

**SCHEDULES FORMING PART OF BALANCE SHEET AS AT 31ST MARCH, 2014**

(Amount in Rs.)

SCHEDULE 1 - CAPITAL ASSET FUND	31st March, 2014	31st March, 2013
<b>Opening Balance</b>		
Balance as at the beginning of the year	20,90,98,061	30,30,72,085
ADD: Prior period adjustment	-	10,725
Add : Addtion from Capital Grants SRRA	12,27,49,616	46,48,873
Add : Addition from Capital Grants MNRE	1,67,53,039	3,30,26,175
Add : Addtion from Internal Revenue Generation	28,78,148	6,45,660
Less : Deletion from Capital Grants	33,64,788	14,52,495
Less : Deletion from Capital Grants SRRA	(3,24,941)	
Less : Depreciation on assets purchased out of Grants MNRE	1,92,16,957	5,45,64,889
Less : Depreciation on assets purchased out of Internal	7,08,084	4,81,61,136
Less : Depreciation on assets purchased out of Grants SRRA	3,78,25,362	2,81,26,937
<b>TOTAL</b>	<b>29,06,88,615</b>	<b>20,90,98,061</b>



**GENERAL MANAGER (F & A)**



**EXECUTIVE DIRECTOR**



# CENTRE FOR WIND ENERGY TECHNOLOGY

(An Autonomous R&D Institution under MNRE, Government of India)

Chennai - 600 100

## SCHEDULES FORMING PART OF BALANCE SHEET AS AT 31ST MARCH, 2014

(Amount in Rs.)

SCHEDULE 2 - RESERVES AND SURPLUS	31st March, 2014	31st March, 2013
<b>General Reserve Fund</b>		
Balance at the beginning of the year	32,51,33,682	25,88,87,391
Addition during the year being surplus	3,61,82,839	6,62,46,291
<b>TOTAL</b>	<b>36,13,16,521</b>	<b>32,51,33,682</b>

GENERAL MANAGER (F & A)

EXECUTIVE DIRECTOR

R. JANAKIRAMAN & Co.  
Chartered Accountants  
New No.6, Old No.43,  
Maharaja Surya Road,  
Alwarpet, Chennai - 600 018



**CENTRE FOR WIND ENERGY TECHNOLOGY**  
 (An Autonomous R&D Institution under MNRE, Government of India)  
 Chennai - 600 100

**SCHEDULES FORMING PART OF BALANCE SHEET AS AT 31ST MARCH, 2014**

(Amount in Rs.)

SCHEDULE 3 - CURRENT LIABILITIES AND PROVISIONS:	SCHEDULE	31st March, 2014	31st March, 2013
<b>A. CURRENT LIABILITIES</b>			
Sundry Creditors for expenses:			
Expenses payable		1,04,656	20,418
Salary Payable		20,53,400	15,23,453
Security Deposit		5,12,381	2,41,632
Advances Received on Projects		6,19,96,350	3,82,46,082
Statutory Liabilities		6,15,813	5,71,167
Other Current Liabilities		64,01,863	27,42,212
SRRA - Current Liabilities		1,65,35,704	45,537
<b>TOTAL (A)</b>		<b>8,82,20,167</b>	<b>4,33,90,501</b>
<b>UN UTILISED GRANTS</b>			
Central Finance Assistance MNRE (Grants-in-Aid)	3.1	2,10,92,528	11,08,06,742
Earmarked Projects SRRA Phase - I	3.2	75,82,948	79,99,890
Earmarked Projects SRRA Phase - II	3.3	6,02,99,936	
<b>TOTAL (B)</b>		<b>8,89,75,412</b>	<b>11,88,06,632</b>
<b>TOTAL { (A)+(B) }</b>		<b>17,71,95,579</b>	<b>16,21,97,133</b>
<b>B. PROVISIONS</b>			
Gratuity		8,63,144	5,85,865
Bonus & Ex-gratia		79,442	79,442
<b>TOTAL (C)</b>		<b>9,42,586</b>	<b>6,65,307</b>
<b>GRAND TOTAL { (A)+(B)+(C) }</b>		<b>17,81,38,165</b>	<b>16,28,62,440</b>



**GENERAL MANAGER (F & A)**



**EXECUTIVE DIRECTOR**



**CENTRE FOR WIND ENERGY TECHNOLOGY**  
(An Autonomous R&D Institution under MNRE, Government of India)  
Chennai - 600 100

**SCHEDULES FORMING PART OF BALANCE SHEET AS AT 31ST MARCH, 2014**

(Amount in Rs.)

SCHEDULE 3.1 - UNUTILISED GRANT - CFA	31st March, 2014	31st March, 2013
<b>Central Finance Assistance MNRE (Grants-in-Aid)</b>		
Balance as at the beginning of the year	14,21,23,685	3,73,79,115
Add : Grants received during the year	14,00,00,000	20,00,00,000
Add : Misc. Income on Grants	1,37,540	9,78,688
Add : Interest Earned on Grants	16,02,786	12,34,888
Less: Grants from Government of India allocated for Revenue expenditure	3,42,30,629	3,07,80,953
Less : Expenditure relating to Grants from Government of India for the inhouse projects during the year	16,31,39,611	3,80,65,037
Less: transfer to capital asset fund	1,33,88,251	3,15,73,680
Add: Transferred from Earmarked Projects	-	29,50,664
<b>TOTAL (A)</b>	<b>7,31,05,519</b>	<b>14,21,23,685</b>
Add: Expenses Payable	3,32,471	5,29,308
Add: Security Deposits & Performance Guarantee	1,08,86,663	1,06,66,884
Add: Sundry Creditors	1,84,211	2,74,351
Less: Advances	6,09,73,254	4,21,59,804
Add: Other Current Liabilities (EMD)	5,16,750	9,71,750
Less: Deposits	10,47,400	9,96,176
Less: Prepaid Expenses	19,12,432	6,03,256
<b>TOTAL (B)</b>	<b>(5,20,12,991)</b>	<b>(3,13,16,943)</b>
<b>GRAND TOTAL { (A)+(B) }</b>	<b>2,10,92,528</b>	<b>11,08,06,742</b>

GENERAL MANAGER (F & A)

EXECUTIVE DIRECTOR



**CENTRE FOR WIND ENERGY TECHNOLOGY**  
(An Autonomous R&D Institution under MNRE, Government of India)  
Chennai - 600 100

**SCHEDULES FORMING PART OF BALANCE SHEET AS AT 31ST MARCH, 2014**

<b>SCHEDULE 3.2- UNUTILISED GRANT - SRRA PHASE - I</b>	<b>31st March, 2014</b>	<b>31st March, 2013</b>
Balance as at the beginning of the year	77,41,593	47,44,072
Add :Grants received during the year	1,75,00,000	2,00,00,000
Add :Interest Earned on Grants	17,57,929	3,97,205
Add :Other Income		13,07,933
Less:Grants from Government of India allocated for Revenue expenditure	1,37,11,884	1,40,58,744
Less :Capital Asset Fund	39,82,349	46,48,873
Less:Prior Period Expenses	2,05,388	
<b>TOTAL (A)</b>	<b>90,99,901</b>	<b>77,41,593</b>
Add: Earnest Money Deposit	-	20,000
Less: Advances	13,08,800	14,392
Less: Deposits	500	500
Add: Expenses Payable	66,539	39,865
Add: Salary Payable / EPF Payable	2,09,013	1,73,599
Add: Security Deposits & Performance Guarantee	1,51,408	72,888
Less: Prepaid Expenses	6,34,613	33,163
<b>TOTAL (B)</b>	<b>(15,16,953)</b>	<b>2,58,297</b>
<b>GRAND TOTAL { (A)+(B) }</b>	<b>75,82,948</b>	<b>79,99,890</b>
<b>SCHEDULE 3.3- UN UTILISED GRANT - SRRA PHASE - II</b>	<b>31st March, 2014</b>	<b>31st March, 2013</b>
Grants received during the year	20,00,00,000	
Add :Interest Earned on Grants	5,64,388	
Less:Grants from Government of India allocated for Revenue expenditure	38,36,537	
Less : Capital Asset Fund	11,90,92,208	
<b>TOTAL (A)</b>	<b>7,76,35,643</b>	
Less: Advances	2,42,29,623	
Add: Expenses Payable	55,008	
Add: Security Deposits & Performance Guarantee	72,51,272	
Add: Crediors	43,200	
Less: Prepaid Expenses	3,74,564	
Less:Stock at Site	81,000	
<b>TOTAL (B)</b>	<b>(1,73,35,707)</b>	
<b>GRAND TOTAL { (A)+(B) }</b>	<b>6,02,99,936</b>	

  
GENERAL MANAGER (F & A)

  
EXECUTIVE DIRECTOR



**FIXED ASSETS 2013-2014**

(Amount in Rs.)

Description of Assets	Gross Block				Depreciation			Net Block			
	As on 01.04.13	Addition	Deletion/ Adjustment	As on 31.03.14	As on 01.04.13	Addition	Deletion/ Adjustment	Prior Period Adjustment	Total as on 31.03.14	As on 31.03.14	As on 31.03.13
<b>Out of Govt. Grants</b>											
Land	1,15,79,939			1,15,79,939						1,15,79,939	1,15,79,939
Buildings	5,71,86,841	4,74,744.00		5,76,61,585	4,87,44,665	55,42,943			5,42,87,608	33,73,977	84,42,176
Furniture & Fittings	96,99,437	6,26,966.00	36,880	1,02,89,523	68,75,717	5,13,258	18,149		73,70,826	29,18,897	28,23,720
Instruments & Equipment	4,23,32,317	83,75,565.00	11,33,887	4,95,73,995	3,24,52,970	34,07,768	9,83,061		3,48,77,677	1,46,96,319	98,79,347
DANIDA Instruments & Computers (free of cost)	1,26,69,970			1,26,69,970	1,26,69,949				1,26,69,949	21	21
MNRE Asset (Free of Cost)	21,445			21,445	21,444				21,444	1	1
Computers	6,73,77,126	34,95,148.00	34,49,565	6,74,22,709	5,84,03,775	83,07,513	31,43,321		6,35,67,967	38,54,742	89,73,351
Vehicles	32,16,073			32,16,073	16,74,036	3,84,796			20,58,832	11,57,241	15,42,037
R&D Wind Turbine**	10,98,26,430			10,98,26,430	10,98,26,415				-10,98,26,415	15	15
Infrastructure facilities	1,53,92,508	32,12,892.00		1,86,05,400	59,14,767	10,60,679			69,75,446	1,16,29,954	94,77,741
Add: Capital Work in Progress(2MW - WT & Others)	24,64,564	5,67,724.00	28,88,987	1,43,301						1,43,301	24,64,564
<b>Total A</b>	<b>33,17,66,650</b>	<b>1,67,53,039</b>	<b>75,09,319</b>	<b>34,10,10,370</b>	<b>27,65,83,738</b>	<b>1,92,16,957</b>	<b>41,44,531</b>		<b>29,16,56,164</b>	<b>4,93,54,207</b>	<b>5,51,82,912</b>
<b>Out of Govt. Grants SRRA</b>											
Furniture & Fittings (SRRA-I)	2,88,100	2,19,502	(36,880)	5,44,482	68,291	47,067	(18,149)		1,33,507	4,10,975	2,19,809
Furniture & Fittings (SRRA-II)	17,83,25,867	22,87,543		18,06,13,410	2,73,70,729	2,71,85,490			1,35,012	8,988	
Instruments & Equipment(SRRA-I)	40,45,864	3,17,606.00	(3,17,497)	46,80,967	18,70,611	83,57,116			83,57,116	11,05,91,092	
Instruments & Equipment (SRRA-II)	1,00,400	8,32,757		9,33,157	14,189	70,766			39,11,809	7,69,158	21,75,253
Computers (SRRA-I)	18,27,60,231	12,27,49,616	(3,54,377)	30,58,64,224	2,93,23,820	3,78,25,362	(29,436)		6,71,78,618	23,86,85,606	15,34,36,411
Computers (SRRA-II)	51,45,26,881	13,95,02,655	71,54,942	64,68,74,594	30,59,07,558	5,70,42,319	41,15,095		35,88,34,782	28,80,39,813	20,86,19,323
Infrastructure facilities (SRRA-I)	47,83,26,328	3,76,75,048	14,74,495	51,45,26,881	22,32,48,457	8,26,91,826	22,000	10,725	30,59,07,558	20,86,19,323	25,50,77,871
<b>Out of Internal Generation</b>											
Project Vehicle	7,43,592	10,80,412		18,24,004	7,42,820	1,16,032			8,58,852	9,65,152	772
R&D Wind Turbine**	7,84,55,060			7,84,55,060	7,84,55,059				7,84,55,059	1	1
Computers	6,45,660			6,45,660	1,67,695	3,87,396			5,55,091	90,569	4,77,965
Instruments & Equipment		10,96,768		10,96,768		1,31,935			1,31,935	9,64,833	
Instruments & Equipment (Jyoti)		3,500		3,500		3,500			3,500		
Instruments & Equipment (50M Mast)		6,97,468		6,97,468		69,221			69,221	6,28,247	
<b>Total</b>	<b>7,98,44,312</b>	<b>28,78,148</b>	<b>6,45,660</b>	<b>8,27,22,460</b>	<b>7,93,65,574</b>	<b>7,08,084</b>	<b>41,15,095</b>	<b>22,000</b>	<b>8,00,73,658</b>	<b>26,48,802</b>	<b>4,78,738</b>
Previous Year figures	7,91,98,652	6,45,660	14,74,495	7,98,44,312	3,12,04,438	4,81,61,136			7,93,65,574	4,78,738	4,79,94,214
<b>Grand Total - Current Year</b>	<b>59,43,71,193</b>	<b>14,23,80,803</b>	<b>14,74,495</b>	<b>72,95,97,054</b>	<b>38,52,73,132</b>	<b>5,77,50,403</b>	<b>41,15,095</b>	<b>22,000</b>	<b>43,89,08,440</b>	<b>29,06,88,615</b>	<b>20,90,98,061</b>
<b>Previous Year figures</b>	<b>55,75,24,980</b>	<b>3,83,20,708</b>	<b>14,74,495</b>	<b>59,43,71,193</b>	<b>25,44,52,895</b>	<b>13,08,52,962</b>	<b>22,000</b>	<b>10,725</b>	<b>38,52,73,132</b>	<b>20,90,98,061</b>	<b>30,30,72,085</b>

Deletion Note: Old dysfunctional & Unserviceable items disposed off through e-auction and under Buy back as per Rule No.162 of GFR (Old air conditioners, stabilizer, TV & Bio-gas items)



*[Handwritten Signature]*

EXECUTIVE DIRECTOR

*[Handwritten Signature]*

GENERAL MANAGER (F & A)

**CENTRE FOR WIND ENERGY TECHNOLOGY**  
(An Autonomous R&D Institution under MNRE, Government of India)  
Chennai - 600 100

**SCHEDULES FORMING PART OF BALANCE SHEET AS AT 31ST MARCH, 2014**  
(Amount in Rs.)

SCHEDULE 5 - CURRENT ASSETS, LOANS & ADVANCES	31st March, 2014	31st March, 2013
<b>A. CURRENT ASSETS:</b>		
<b>Inventories</b>		
Stock of Stationery	88,190	1,11,049
Stock of Stores and Spares		1,89,048
Stock of Wind Atlas Book	4,88,319	5,02,158
Cheques in hand		7,234
Stamps in hand	9,899	2,472
Closing Stock	19,88,407	3,47,85,377
<b>Bank Balances:</b>		
With Scheduled Banks:		
In Current Account	19,11,291	22,52,216
In Savings Bank Account	6,29,35,245	3,23,00,402
In Deposit Account	36,00,00,000	36,00,00,000
Sundry Debtors	58,62,660	2,67,08,578
SRRA - Current Assets	7,35,61,210	2,72,940
<b>TOTAL (A)</b>	<b>50,68,45,221</b>	<b>45,71,31,474</b>
<b>B. LOANS, ADVANCES AND OTHER ASSETS</b>		
<b>Advances and other amounts recoverable in cash or in kind or for value to be received:</b>		
a) Prepayments	1,48,706	
b) Interest accrued on term deposits	1,72,09,047	1,84,00,330
c) Advances	16,26,021	30,37,636
d) Balance with Govt. Authority - TDS	1,36,25,691	94,26,682
<b>TOTAL (B)</b>	<b>3,26,09,465</b>	<b>3,08,64,648</b>
<b>GRAND TOTAL { (A)+(B) }</b>	<b>53,94,54,686</b>	<b>48,79,96,122</b>

  
GENERAL MANAGER (F & A)

  
EXECUTIVE DIRECTOR



**CENTRE FOR WIND ENERGY TECHNOLOGY**  
(An Autonomous R&D Institution under MNRE, Government of India)  
Chennai - 600 100

**SCHEDULES FORMING PART OF INCOME & EXPENDITURE ACCOUNT  
FOR THE YEAR ENDED 31ST MARCH, 2014**

(Amount in Rs.)

SCHEDULE 6 - INCOME FROM SALES / SERVICES	31st March, 2014	31st March, 2013
<b>Income from Services</b>		
Income from Scientific & Technical Consultancy Services	4,00,83,432	5,00,81,000
Energy receipts	2,60,05,204	2,44,36,497
<b>TOTAL</b>	<b>6,60,88,636</b>	<b>7,45,17,497</b>
<b>SCHEDULE 7 - INCOME FROM PUBLICATION</b>		
Sale of Books & Reports	1,34,350	2,28,450
Receipts from processing & handling Time-series data	22,85,000	21,50,550
<b>TOTAL</b>	<b>24,19,350</b>	<b>23,79,000</b>
<b>SCHEDULE 8 - INTEREST EARNED</b>		
- On Term Deposits with Scheduled Banks	2,32,90,688	2,43,62,422
- On Savings Bank account with Scheduled Banks	12,29,484	3,03,529
<b>TOTAL</b>	<b>2,45,20,172</b>	<b>2,46,65,951</b>
<b>SCHEDULE 9 - OTHER INCOME</b>		
Participation Fees	96,29,530	69,98,775
Processing Fees: Certification	75,65,000	57,24,992
Registration Fees	7,85,000	12,70,000
Miscellaneous Income	16,18,237	11,14,801
<b>TOTAL</b>	<b>1,95,97,767</b>	<b>1,51,08,568</b>
<b>SCHEDULE 10 - ESTABLISHMENT EXPENSES</b>		
<b>ADMINISTRATION AND R&amp;D STAFF</b>		
Salaries and Allowances	2,69,72,794	2,25,34,726
Bonus & Ex-gratia	79,442	84,047
Contribution to Provident Fund	26,54,924	22,11,651
Contribution to Pension & Gratuity	5,42,185	5,90,865
Incentives to Employees	1,80,137	1,79,344
Leave travel concession	1,11,404	8,87,914
Children Education Allowance	4,72,938	4,78,312
Medical reimbursement	4,55,393	2,37,153
Newspaper reimbursement	9,830	
Leave Salary	14,26,513	8,84,027
Staff welfare expenses	81,260	2,33,960
Earned Leave Encashment	25,890	2,16,451
<b>TOTAL</b>	<b>3,30,12,710</b>	<b>2,85,38,450</b>

  
**GENERAL MANAGER (F & A)**

  
**EXECUTIVE DIRECTOR**



**CENTRE FOR WIND ENERGY TECHNOLOGY**  
(An Autonomous R&D Institution under MNRE, Government of India)  
Chennai - 600 100

**SCHEDULES FORMING PART OF INCOME & EXPENDITURE ACCOUNT  
FOR THE YEAR ENDED 31ST MARCH, 2014**

(Amount in Rs.)

SCHEDULE 11 - OTHER ADMINISTRATIVE EXPENSES	31st March, 2014	31st March, 2013
Office expenses & Maintenance	1,14,37,463	1,18,08,339
Travel & Conveyance and Taxi hire	18,43,095	18,43,951
Expenses on Books, Data & Periodicals	18,07,806	18,08,678
Repairs (AMC etc..)	31,42,476	23,12,391
Security Charges	34,83,020	27,05,670
Electricity and Power	15,93,546	14,96,665
Telephone and Communication Charges	15,37,867	9,61,668
Printing and Stationery	12,26,744	11,84,832
Expenses on Seminar & Meetings	20,06,266	14,98,650
Vehicles Running and Up Keeping	6,69,451	7,29,470
Postage & Courier	2,81,326	2,06,684
Water Charges	4,22,505	4,13,300
Professional Charges	5,82,888	4,70,100
Hospitality Expenses	1,74,312	1,64,402
Training and Development	5,67,576	8,85,684
Advertisement and Publicity	4,20,365	2,33,378
Insurance	2,78,088	3,33,506
Auditor's Remuneration	55,562	45,000
Expenses on Fees (Sitting Fees & Honorarium)	22,500	1,30,500
Rates & taxes/ Licence Fee	10,05,593	8,94,473
Other Expenses (Hindi Prom.,OLA Act, Bk Chrg.)	3,07,940	2,82,016
Parliamentary / Standing Committee Expenses	13,16,833	3,69,787
Bio Gas Expenses	30,927	
Guest House Maintenance	16,480	
Loss on Exchange Fluctuation		1,810
<b>TOTAL (A)</b>	<b>3,42,30,629</b>	<b>3,07,80,953</b>
<b>CONSULTANCY PROJECT EXPENSES</b>		
Expenses on consultancy project (B)	4,03,17,359	2,18,57,761
<b>GRAND TOTAL { (A)+(B) }</b>	<b>7,45,47,988</b>	<b>5,26,38,714</b>

  
GENERAL MANAGER (F & A)

  
EXECUTIVE DIRECTOR



**CENTRE FOR WIND ENERGY TECHNOLOGY**  
**(An Autonomous R&D Institution under MNRE)**  
**Government of India, Chennai – 600 100**

**Schedule 13: Significant accounting policies**

**1. General information**

- 1.1 The Centre for Wind Energy Technology (C-WET) is an Autonomous R&D Institution under Ministry of New & Renewable Energy, Government of India. The C-WET is formed as a Society on 18<sup>th</sup> February, 1998 and registered as a society under Section 10 of the Tamil Nadu Societies Registration Act, 1975 on 21<sup>st</sup> March, 1998 with the object to serve as the technical focal point for Wind Power Development in India, support Research and Development Programme, assess Wind Resources, establish Standards, Testing and Certification of wind power systems, sub-systems and components and undertake Human Resource Development Programmes.
- 1.2 All the income, movable and / or immovable properties of C-WET are solely utilized and applied towards the promotion of objectives as set forth in the Memorandum of Association and no profit thereof is paid or transferred directly or indirectly by way of dividend, bonus, profit, or in any manner whatsoever, to the present or past members of C-WET or to any of them or in any manner through anyone or more of the members. No member of C-WET has any personal claim on any movable and / or immovable properties of C-WET or makes any profit whatsoever, by virtue of his / her membership of C-WET.
- 1.3 The Department of Scientific and Industrial Research, Ministry of Science and Technology, Govt. of India, vide their letter no. 11/378/2000-TU-V dated 30.03.2012 recognized Centre for Wind Energy Technology as a Scientific and Industrial Research Organization for a period up to 31.03.2015. The Director of Income Tax (Exemptions), Chennai, vide order no. DIT (E) No. 2 (268) / 98-99 dated 21.10.1999, granted registration under section 12AA of the Income Tax Act, 1961, as Public Charitable Trust.
- 1.4 The Department of Revenue, Central Board of Direct Taxes, New Delhi vide their letter notification no.22/2009 (F.No.203/32/2008/ITA-II) dated 25.02.2009 has notified Centre for Wind Energy Technology in the category of 'OTHER INSTITUTION' partly engaged in research activities under clause (ii) of the sub-section (1) of section 35 of the Income Tax Act, 1961 with effect from 01.04.2005

**2. Accounting Convention**

- 2.1 The financial statements are prepared on the basis of historical cost convention and on the accrual method of accounting.
- 2.2 The incomes on consultancy / professional projects are accounted in the year in which the project is completed.

  
GENERAL MANAGER (F & A)

  
EXECUTIVE DIRECTOR





**CENTRE FOR WIND ENERGY TECHNOLOGY**  
(An Autonomous R&D Institution under MNRE, Government of India)  
Chennai - 600 100

**SCHEDULES FORMING PART OF INCOME & EXPENDITURE ACCOUNT  
FOR THE YEAR ENDED 31ST MARCH, 2014**

(Amount in Rs.)

SCHEDULE 12 - PRIOR PERIOD ADJUSTMENT	31st March, 2014	31st March ,2013
Prior Period Expenses/ Income	-	(6,254)
<b>TOTAL</b>	-	<b>(6,254)</b>

  
GENERAL MANAGER (F & A)

  
EXECUTIVE DIRECTOR



**CENTRE FOR WIND ENERGY TECHNOLOGY**  
**(An Autonomous R&D Institution under MNRE)**  
**Government of India, Chennai – 600 100**

**3. Inventory Valuation**

- 3.1 Inventories are valued at lower of cost computed on first in first out method and realizable value.
- 3.2 Stocks of Wind Atlas are valued at cost.

**4. Fund Accounts**

**4.1 Capital Asset Fund:**

Grants utilized for purchase of fixed assets are transferred to capital asset fund and depreciation is set off against these funds.

**4.2 General Reserve Fund**

Surplus or deficits as generated from the activities are taken to this fund.

**5. Fixed Assets**

- 5.1 Fixed Assets are stated at cost of acquisition inclusive of freight, duties and taxes and incidental and direct expenses related to acquisition less depreciation.
- 5.2 C-WET creates the relative fund account by transfer of sums from income & expenditure account in respect of fixed assets acquired out of Internally generated funds and not covered by capital donations and/or government grant's so as to exhibit the same balance under the fixed asset's accounts and the capital asset fund account.
- 5.3 Grants utilized for purchase of fixed assets are transferred to capital asset fund so as exhibit the same balance under the fixed asset's accounts and the capital asset fund account.
- 5.4 Fixed Assets received by way of non-monetary grants are capitalised at values stated, and credited to corresponding fund.

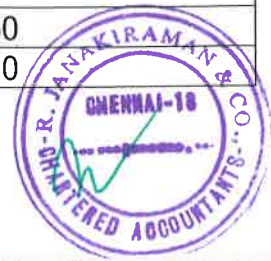
**6. Depreciation**

- 6.1 Depreciation is provided on straight-line method as per rates specified in the Income-tax Act, 1961.

Tangible Assets	Percentage of Depreciation
Building (Other than residential purpose)	10
Furniture and Fitting	10
Plant & Machinery (Instrument and Equipment) & Vehicle for official purpose	15
Computers (Including Computer Software)	60
Renewable Energy Device – Wind/Solar	80

  
GENERAL MANAGER (F & A)

  
EXECUTIVE DIRECTOR



**CENTRE FOR WIND ENERGY TECHNOLOGY**  
**(An Autonomous R&D Institution under MNRE)**  
**Government of India, Chennai – 600 100**

- 6.2 In respect of additions to / deductions from fixed assets during the year, depreciation is considered on pro-rata basis.
- 6.3 Assets costing Rs.5,000/- or less are fully provided for in the year of Purchase.
- 6.4 Depreciation on assets are charged to the assets and deducted from capital asset Funds.
- 6.5 Depreciation is not charged on consultancy project assets and the assets are charged as expenditure in the project.

**7. Grants-in-Aid from Government**

- 7.1 Grants-in-aid from Government are accounted on realization basis and shown under the head "Un-utilized Grant".
- 7.2 Grants related to Revenue are credited in the Income and Expenditure Statement separately.
- 7.3 Grants related to specific projects are credited to the respective projects accounts and utilized for the specific project purposes.
- 7.4 Grants utilized for purchase of fixed assets are transferred to Capital Asset Fund.

**8. Foreign Currency Transactions**

Transactions denominated in foreign currency are accounted at the exchange rate prevailing at the date of the transaction. Foreign currency monetary assets and liabilities are translated at year end exchange rates and resultant difference if any is recognized as exchange loss or gain as the case may be.

**9. Retirement Benefits**

- 9.1 Gratuity liability for the employees of C-WET are covered under the Group Gratuity policy with Life Insurance Corporation of India. The contribution payable for the year towards the policy is charged off to revenue and Gratuity liability is created. Contribution paid is debited to Gratuity fund account, Gratuity fund is reduced from the Gratuity liability for the purpose of presentation in the financial statement.
- 9.2 Provision towards Gratuity and Pension for the employees who are on deputation has been remitted / provided as per terms and conditions of deputation.

  
GENERAL MANAGER (F & A)

  
EXECUTIVE DIRECTOR



**CENTRE FOR WIND ENERGY TECHNOLOGY**  
**(An Autonomous R&D Institution under MNRE)**  
**Government of India, Chennai – 600 100**

- 9.3 Leave salary liability for the employees of C-WET are covered under the Group Leave Encashment Scheme policy with Life Insurance Corporation of India. The contribution payable towards the policy is charged off to revenue and leave salary liability is created. Contribution paid is debited to Leave salary fund with LIC account, liability is reduced from the fund for the purpose of presentation in the financial statement.
- 9.4 Employees Provident Fund Account of the employees of C-WET is maintained at the Office of the Regional Provident Funds Commissioner, Chennai. The contribution paid as per Act is charged off to revenue.
- 9.5 Provision for Non-productivity Linked Bonus has been provided based on the rules applicable for Autonomous Institutions.

**10. Uniform Format of Accounts for Central Autonomous Bodies**

The accounts are prepared based on the Uniform Format of Accounts for Central Autonomous Bodies from the year 2001-2002.

- 11.** The salary expenditure and project consultancy expenditure are met from the internal sources generated by C-WET. The balance of revenue after meeting the expenditure is transferred to General Reserve Fund.

  
GENERAL MANAGER (F & A)

  
EXECUTIVE DIRECTOR



**CENTRE FOR WIND ENERGY TECHNOLOGY**  
**(An Autonomous R&D Institution under MNRE)**  
**Government of India, Chennai – 600 100**

**Schedule 14: Notes forming part of accounts**

**1. Contingent liabilities:**

Contingent liabilities not provided for: NIL (previous year NIL)

**2. Capital commitments:**

**I.** Government of Tamil Nadu granted permission vide G.O. No.MS.No.89 dated 26.02.2001 to enter-upon land measuring about 4.41 acres at Survey No 657/1A2 at Pallikaranai Village, Tambaram Taluk, Kancheepuram District for construction of Campus and the same was taken possession during March, 2001. The value of land is yet to be fixed by the Government of Tamil Nadu. Pending fixation, a sum of Rs.18,56,169/- worked out on the basis of market value as per TN G.O Ms.No.206 of Revenue Department dated 19.02.1997 was taken as land value in the accounts for the year 2008-2009. The Construction of building on the aforesaid land was entrusted with CPWD and the building was taken possession during March, 2004.

**II.** Tamil Nadu Energy Development Agency granted permission to enter-upon land measuring about 8.64 acres at Ayyanaruthu and Panikerkulam Village, Kovilpatti Taluk, Thoothukudi District for establishment of Wind Turbine Test Station and the same was taken possession during March, 2000. The value of land is yet to be ascertained by the Government of Tamilnadu and hence not recorded in the accounts. In-addition, land measuring about 4.81 acres has been purchased from private parties and registered in the name of C-WET during March, 2000. The CPWD has completed construction of the office-cum-workshop building during August, 2002 for a total value of Rs.20.83 lakhs. Land admeasuring 17.07 acres valued at Rs.23,28,450/- has been purchased from private parties and registered in the name of C-WET during November,2009.

**III.** Land measuring about 17.09 acres had been purchased from private parties and registered in the name of C-WET during Januuary, 2013 at Surveyno. 49/1A,2A,2B,2C of Pannikarkulam village, Kovilpatti taluk for Rs.45,21,650/-. In addition another land measuring about 10.24 acres has been purchased from private parties and registered in the name of C-WET during February, 2013 at Surveyno.49/3,51/1a5 of Pannikarkulam village, Kovilpatti taluk for Rs.27,09,200/-.

**IV. SOLAR RADIATION RESOURCE ASSESSMENT UNIT**

**(a)** Ministry of New and Renewable Energy, Delhi vide letter No.29/1/2009-10/JNNSM[ST] dt.27.07.2010 has entrusted to C-WET Chennai, the implementation of a Mission Mode Project for setting up of 50 SOLAR MONITORING STATIONS at high potential sites of solar power in the country at a cost of Rs.2484.17 lakhs to be spent over a period of 5 years. All the grants received vis-a-vis the income and expenses relating to this activity have been accounted under 'EARMARKED PROJECTS'.

  
GENERAL MANAGER (F & A)

  
EXECUTIVE DIRECTOR



**CENTRE FOR WIND ENERGY TECHNOLOGY**  
**(An Autonomous R&D Institution under MNRE)**  
**Government of India, Chennai – 600 100**

(b) Ministry of New and Renewable Energy, Delhi vide letter No.29/1(3)/2011-12/JNNSM[ST].dt.30.03.2013 has entrusted to C-WET Chennai, the implementation of a Mission Mode Project for setting up of further 60 SOLAR MONITORING STATIONS at high potential sites of solar power in the country at a cost of Rs.3060.00 lakhs to be spent over a period of 5 years. All the grants received vis-a-vis the income and expenses relating to this activity have been accounted under 'EARMARKED PROJECTS'.

**3. Current Assets, Loans and Advances:**

In the opinion of the management, the current assets, loans and advances have a value on realization in the ordinary course of business equal at least to the aggregate amount shown in the Balance Sheet.

**4. Taxation:**

In view of there being no taxable income under the Income Tax Act, 1961, no provision for income tax has been considered necessary

**5. Remuneration to Auditors:**

Audit fees, Tax Audit and Fees for Utilization Certificates - Rs.50,000/- per annum plus service tax as applicable.

**6. Income:**

The Ministry of Non-Conventional Energy Sources vide letter no. 51/18/2000-WE (PG) dt.05.07.2002 has permitted to retain the sale proceeds of Wind Energy Resource Survey data, Handbook and Micro-survey reports and accordingly the same has been accounted as income from publication.

**7. Internal Control:**

C-WET has adequate internal control procedures in the areas of Cash, bank purchases, expenses [salaries, traveling allowance, projects, administration and other recurring/non recurring] billing for consultancy services, receipt and utilization of government grants and utilization of grants received for the specific projects, stores accounting, fixed asset verification, etc. The General Manager [F&A] is responsible for continuously monitoring and reviewing the effectiveness of internal control procedures.

C-WET is following the Rules and Regulations contained in GFR [General Financial Rules] and DFR [Delegation of Financial Rules] as made applicable by the Governing Council of C-WET. During the financial year 2013-14, the review of internal control procedures by the General Manager [F&A] has not brought out any material lapse in the system. Further, C-WET is an organization having the accreditation of ISO: 9001:2008 for Testing, Standards & Certification, Wind Resource Assessment, Wind Turbine Test Station at Kayathar & Purchase and for Testing, Standards & Certification from National Accreditation Board for Laboratories, which has stringent monitoring systems and are subject to periodical audits by those organizations.

  
GENERAL MANAGER (F & A)

  
EXECUTIVE DIRECTOR



**CENTRE FOR WIND ENERGY TECHNOLOGY**  
**(An Autonomous R&D Institution under MNRE)**  
**Government of India, Chennai – 600 100**

8. The value of fixed assets as on 31.03.2014 in different locations are furnished below:

**I. GROSS VALUE OF ASSETS**

(Amount in Rs.)

Description of Assets	C-WET, Chennai	WTTS, Kayathar	WERSP, Chennai	SRRA, Chennai	Total
Land	18,56,169	97,23,770	-	-	1,15,79,939
Building	5,44,53,094	32,08,491	-	-	5,76,61,585
Furniture & Fittings	1,00,06,436	2,40,237	42,850	6,88,482	1,09,78,005
Instruments & Equipment	3,75,55,943	83,36,880	54,78,908	29,95,61,618	35,09,33,349
Instruments from DANIDA	1,17,09,436	-	-	-	1,17,09,436
Computers from DANIDA	9,60,534	-	-	-	9,60,534
Computers	6,76,80,712	3,87,657	-	46,80,967	7,27,49,336
Vehicles	20,73,377	11,42,696	-	-	32,16,073
R&D Wind Turbine	18,82,81,490	-	-	-	18,82,81,490
Infrastructure facilities	1,33,14,017	52,91,383	-	9,33,157	1,95,38,557
Project Vehicle	18,24,004	-	-	-	18,24,004
Capital Work in Progress	1,43,301	-	-	-	1,43,301
MNRE Assets	21,445	-	-	-	21,445
<b>Total</b>	<b>38,98,79,958</b>	<b>2,83,31,114</b>	<b>55,21,758</b>	<b>30,58,64,224</b>	<b>72,95,97,054</b>

**II. NET VALUE OF ASSETS**

(Amount in Rs.)

Description of Assets	C-WET, Chennai	WTTS, Kayathar	WERSP, Chennai	SRRA, Chennai	Total
Land	18,56,169	97,23,770	-	-	1,15,79,939
Building	28,13,797	5,60,180	-	-	33,73,977
Furniture & Fittings	28,89,620	29,067	10	4,19,963	33,38,660
Instruments & Equipment	1,62,11,822	77,520	57	23,66,48,283	25,29,37,682
Instruments from DANIDA	15	-	-	-	15
Computers	39,45,295	16	-	7,69,158	47,14,469
Computers from DANIDA	6	-	-	-	6
Vehicles	5,78,244	5,78,997	-	-	11,57,241
R&D Wind Turbine	16	-	-	-	16
Infrastructure facilities	1,16,29,943	11	-	8,48,202	1,24,78,156
Project Vehicle	9,65,152	-	-	-	9,65,152
Capital Work in Progress	1,43,301	-	-	-	1,43,301
MNRE Assets	1	-	-	-	1
<b>Total</b>	<b>4,10,33,381</b>	<b>1,09,69,561</b>	<b>67</b>	<b>23,86,85,606</b>	<b>29,06,88,615</b>

  
**GENERAL MANAGER (F & A)**

  
**EXECUTIVE DIRECTOR**



**CENTRE FOR WIND ENERGY TECHNOLOGY**  
**(An Autonomous R&D Institution under MNRE)**  
**Government of India, Chennai – 600 100**

**9. Stock in Hand:-**

The Closing stock as on 31.03.2013 of Rs.3,25,62,101/- related to spares for Project "Wind Power Potential at 100m Masts in 7 States" is taken as expenditure during the year. The Centre has taken list of inventory spares during the current year and valued it at cost as detailed below:

Instrument Name	QTY	Amount
Anemometer	223	30,28,056
Data Logger	60	38,75,735
Instruments-Dhanushkodi	12	10,41,346
Pressure	16	2,98,621
Pyranometer	88	13,32,971
Rain gauge	1	17,545
Temperature Sensor	98	8,65,569
Wind Vane	157	15,02,056
<b>Total</b>	<b>655</b>	<b>1,19,61,899</b>

The above stocks of spares are not accounted in the financial statements as they were purchased out of Grant in various years and contains partly used/yet to be installed in the masts.

<b>B) Transactions:</b>			
<i>Value of Imports:</i>		<i>Current Year</i>	<i>Previous Year</i>
Capital Goods	:	Rs. 70,49,533/-	Rs. 1,14,73,085/-
Stores, Spares and Consumables	:	Rs. 6,09,655/-	Rs. 22,73,885/-
<i>Expenditure in foreign currency:</i>			
Travel	:	Rs. 19,99,399/-	Rs. 16,45,009/-
Miscellaneous Expenses	:	Rs. 50,152/-	Rs. 9,72,924/-

- 10.** The balance of revenue after meeting the salary and consultancy project expenditure is transferred to General Reserve Account, as shown below:

**(Amount in Rs.)**

<b>Income generated</b>		<b>11,26,25,925</b>
<b>Less:</b> Salary component of service functions	3,30,12,710	
Consultancy Project Expenses	4,03,17,359	
Transfer to Capital fund	28,78,148	
Stock of Materials	2,34,869	
<b>Balance transferred to General Reserve Fund</b>		<b>3,61,82,839</b>

  
**GENERAL MANAGER (F & A)**

  
**EXECUTIVE DIRECTOR**






**CENTRE FOR WIND ENERGY TECHNOLOGY**  
**(An Autonomous R&D Institution under MNRE)**  
**Government of India, Chennai – 600 100**

11. As per the approval of 8<sup>th</sup> meeting of GC C-WET held on 14/12/2001 & pursuant to the agreement entered into with the client /manufacturers, C-WET is entitled to retain the entire energy receipts realised and for the financial year 2013-14, a sum of Rs.2,60,05,204/- has been earned.
12. The provision for gratuity liability has been made as on 31<sup>st</sup> March, 2014 by obtaining an actuarial valuation certificate from Life Insurance Corporation of India, to make exact provision as on the year end date. This has resulted in an additional provision of Rs.5,42,185/- towards gratuity liability.
13. The total interest income earned is Rs.2,61,22,958/-. Out of this Rs.16,02,786/- is earned from CFA shown under un-utilized grants and balance Rs.2,45,20,172/- is shown under income and expenditure.
14. The figures shown in the accounts are rounded off to the nearest rupee.
15. The previous year figures are regrouped / reclassified wherever considered necessary to make them comparable with current year's figures.
16. Schedule 1 to 14 annexed form an integral part of Balance Sheet as at 31<sup>st</sup> March, 2014 and Income and Expenditure Account for the year ended on that date.


**Signatures to Schedule 1 to 14**

For R.Janakiraman & Co.,  
Chartered Accountants  
Firm Regn No.001263S

  
D. Lakshmanan  
General Manager (F&A)

  
Dr S.Gomathinayagam  
Executive Director

  
President /  
Chairman

  
J.Chandrasekaran  
Partner  
Membership No.027861

Place: Chennai – 600 100

Date: 12 SEP 2014

R.JANAKIRAMAN & Co.  
Chartered Accountants  
New No.6, Old No.43,  
Maharaja Surya Road,  
Adambakkam, Chennai - 600 008